




# HS 330 TIMBER/ALUMINIUM LIFT-SLIDING DOOR



## PROPERTIES

	<b>Thermal insulation</b>	$U_w$ as low as 0.73 W/(m²K)
	<b>Sound reduction</b>	up to 40 dB
	<b>Security</b>	RC1N, RC2

**I-tec Glazing**



Experience HS 330  
interactively now



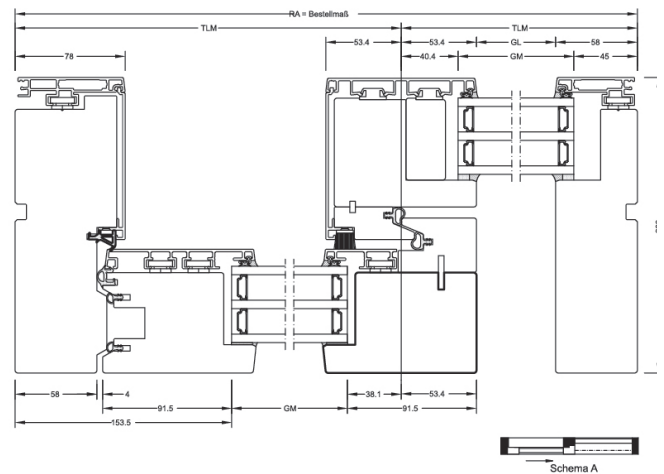
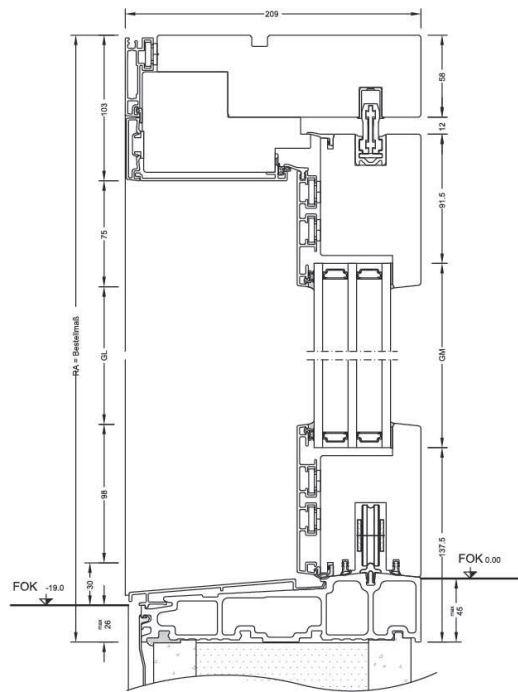
### HS 330

Coordinate your living area harmoniously, because matching the timber/aluminium window HF 410, we also offer the same timber surfaces and colours for this lift-sliding door. This makes it easy for you to design your personal and harmonious living environment. A glass-fibre low threshold in the passing area which is covered with anodised aluminium on the outside, ensures optimum thermal insulation and stability. The fixed element which can be rendered into the brickwork on three sides, offers full glass appearance.

**NEW**

Comfort Drive – the electric drive for convenient opening and closing of your lift-sliding door.

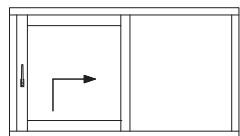
## Sections



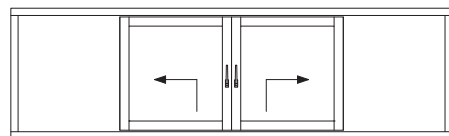
## Designs/technical information

- **Scheme A:** sash/fixed glazing
- **Scheme C:** fixed glazing/sash/sash/fixed glazing
- **Scheme G:** fixed glazing/sash/fixed glazing
- Fixed elements HS330-30
- All-glass corners
- Profiling is the same all round
- Inside: all RAL colours; timber types spruce, larch, oak, ash, walnut (Internorm timber colour range). I-tec Core buildup is used with timber types oak, ash and walnut.
- Aluminium outside: anodised, RAL, highly weather-resistant structure, metallic and timber decor colours


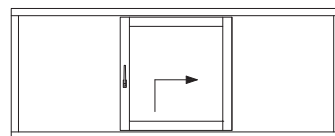
Scheme A





Scheme C



Scheme G



HS330-30



## Values

Glass buildup	GC	Spacer	Coating	U <sub>g</sub>	g	U <sub>f</sub>	Ψ <sub>i</sub>	U <sub>w</sub>	Thermal certif.	R <sub>w</sub>	U	C <sub>tr</sub>	Sound certif.
4bESG/18Ar/4/18Ar/b4ESG	3T6	Iso	ECLAZ	0.5	59%	1.47	0.039	0.73*	NO	32	-1	-4	YES
4bESG/18Ar/4ESG/ 18Ar/b4ESG	3N3	Iso	ECLAZ	0.5	59%	1.47	0.039	0.73*	NO	33*	-	-	NO
6bESG/18Ar/6ESG /18Ar/b6ESG	3FD	Iso	ECLAZ	0.5	57%	1.47	0.039	0.73	YES	35	-2	-5	YES
6bESG/16Ar/b6ESG	2UF	Alu	ECLAZ	1.1	69%	1.57	0.077	1.3	YES	33	-1	-4	YES
		Iso	ECLAZ	1.1	69%	1.57	0.044	1.3	YES	33	-	-	NO
8bESG/16Ar/6ESG/ 18Ar/b6ESG	3FG	Iso	ECLAZ	0.5	56%	1.47	0.039	0.73*	NO	38	-2	-5	YES
6b/16Ar/5/18Ar/b44.2(VSG-S)	3F8	Iso	ECLAZ	0.5	58%	1.47	0.039	0.73*	NO	40	-2	-6	YES

Values for home pure with test certificate

## ECLAZ®

Daylight is crucial for our human organism, our wellbeing and our health. Therefore, Internorm windows are equipped with premium glass coating ECLAZ® as standard. The blue components of the light spectrum are transported through the glass more and ensure up to 10 % more daylight. Compared to conventional market glazing, ECLAZ® is offering:

**More aesthetics** – colour-neutral outside view, a combination of function and aesthetics

**More light** – up to 10% more daylight – better for health and wellbeing – a significant advantage especially in the dark winter months\*

**Visual comfort** – for a brilliant view to the outside

**Room comfort** – makes living areas even lighter and friendlier

**Energy efficiency** – excellent insulation of interior thus reducing heating costs - increased energy efficiency in building - up to 11 % less CO<sub>2</sub> emissions

\* In direct comparison to same glass buildups.



© ecohaus/UK

Internorm Window UK

01/17



quote@altitudealuminium.co.uk



01244 529199