



## SlimLine 68

Reynaers' SlimLine 68 window system is specifically designed to meet the demand for an outwardopening window with very slim profiles. Particularly suited to use in residential properties, this window maximises the glass area to let in lots of natural daylight. The slim frames and clean lines make this window ideal for both contemporary and more traditional properties, as the design of the window mimics the sight lines of the original steel-framed windows. Its 68mm frame depth makes it perfect as a replacement window as it usually fits within the existing plaster line.

SlimLine 68 vents can be glazed from the inside as well as the outside, and are available on a standard and a high insulation level.

Altitude Aluminium offer a wide range of Aluminium products for todays Grand Design Projects including:

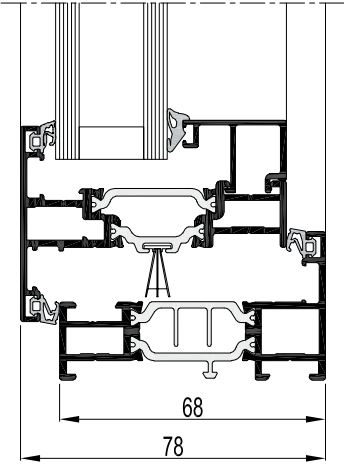
Aluminium Windows • Sliding Doors • Folding/Bifolding Doors • Curtain Walling  
Balconies • Balustrades • Structural Glazing • Rooflights



Altitude Aluminium • Access House • Aviation Park • Flint Road • Chester • CH4 0GZ  
T 0800 2888 066 E [quote@altitudealuminium.co.uk](mailto:quote@altitudealuminium.co.uk)






[www.altitudealuminium.co.uk](http://www.altitudealuminium.co.uk)







SLIM LINE 68			
		 	
		inside glazing	outside glazing
TECHNICAL CHARACTERISTICS			
Design variant		FUNCTIONAL	
Min. visible width outward opening window	Frame	15 mm	
	Vent	50 mm	
Min. visible width T-profile		50 mm	
Overall system depth window	Frame	68 mm	
	Vent	68 mm	
Rebate height		18 mm	
Glass thickness		up to 43 mm	
Glazing method		dry glazing with EPDM or neutral silicones	
Thermal insulation		omega-shaped fibreglass reinforced polyamide strips (32 mm)	
High Insulation variant (HI)		available	

PERFORMANCES																
	ENERGY															
	Thermal Insulation <sup>(1)</sup> EN ISO 10077-2					Uf-value down to 2.6 W/m²K depending on the frame/vent combination and the glass thickness. Uw ≥ than 1.4 W/m²K for a standard window section <sup>(2)</sup>										
	COMFORT															
	Acoustic performance <sup>(3)</sup> EN ISO 140-3; EN ISO 717-1					Rw (C; Ctr) = 36 (-1; -5) dB / 47 (-2; -7) dB, depending on glazing type										
	Air tightness, max. test pressure <sup>(4)</sup> EN 1026; EN 12207					1 (150 Pa)		2 (300 Pa)		3 (600 Pa)		4 (600 Pa)				
	Water tightness <sup>(5)</sup> EN 1027; EN 12208					1A (0 Pa)	2A (50 Pa)	3A (100 Pa)	4A (150 Pa)	5A (200 Pa)	6A (250 Pa)	7A (300 Pa)	8A (450 Pa)	9A (600 Pa)	E1050 (≥1050 Pa)	
	Wind load resistance, max. test pressure <sup>(6)</sup> EN 12211; EN 12210					1 (400 Pa)		2 (800 Pa)		3 (1200 Pa)		4 (1600 Pa)		5 (2000 Pa)		E2400 (2400 Pa)
	Wind load resistance to frame deflection <sup>(6)</sup> EN 12211; EN 12210					A (±1/150)				B (±1/200)			C (±1/300)			
	SAFETY															
	Burglar resistance <sup>(7)</sup> PAS 24					PAS 24										

This table shows possible classes and values of performances, which can be achieved for specific configurations and opening types: contact Reynaers for further information. The values indicated in red are the ones relevant to this system.

(1) The Uf-value measures the heat flow. The lower the Uf-value, the better the thermal insulation of the frame.

(2) Window dimension of 1.23m x 1.48m, with glass of 1.1 W/m²K.

(3) The sound reduction index (Rw) measures the capacity of the sound reduction performance of the frame.

(4) The air tightness test measures the volume of air that would pass through a closed window at a certain air pressure.

(5) The water tightness testing involves applying a uniform water spray at increasing air pressure until water penetrates the window.

(6) The wind load resistance is a measure of the profile's structural strength and is tested by applying increasing levels of air pressure to simulate the wind force. There are up to five levels of wind resistance (1 to 5) and three deflection classes (A,B,C). The higher the number, the better the performance.

(7) The burglar resistance is tested by static and dynamic loads, as well as by simulated attempts to break in using specified tools. This variant requires specific burglar resistance accessories.